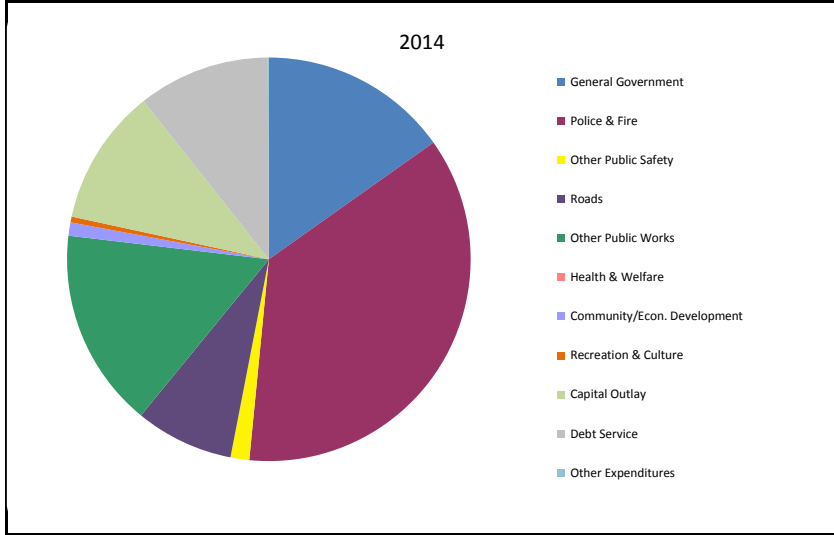


CITIZENS' GUIDE TO LOCAL UNIT FINANCES - Wayland - Allegan

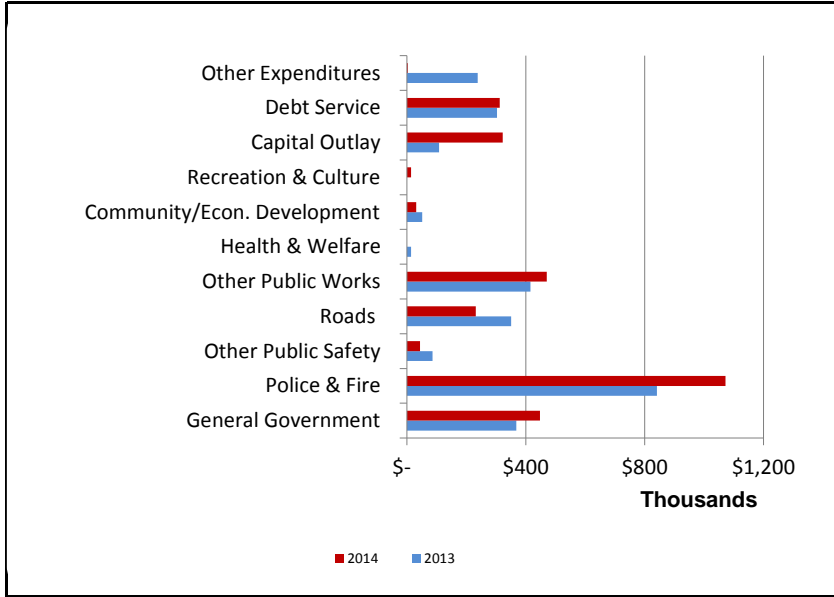
1. Where we spend our money (all governmental funds)



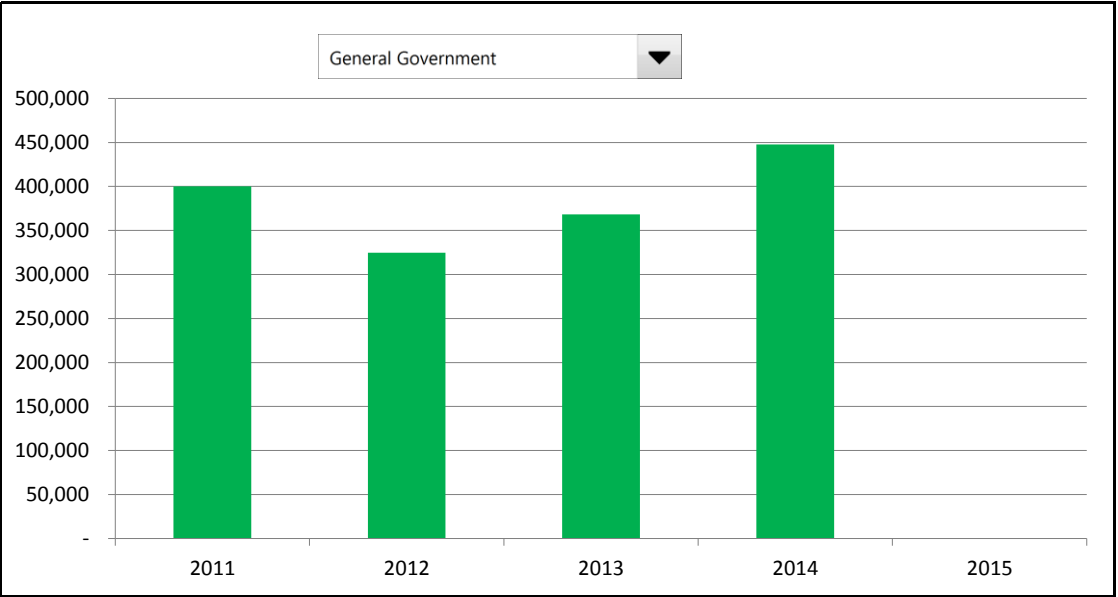
2. Compared to the prior year

| | 2013 | 2014 | Change |
|-----------------------------|---------------------|---------------------|--------------|
| General Government | \$ 368,176 | \$ 447,659 | 21.59% |
| Police & Fire | \$ 841,026 | \$ 1,072,244 | 27.49% |
| Other Public Safety | \$ 85,789 | \$ 44,336 | -48.32% |
| Roads | \$ 350,603 | \$ 232,075 | -33.81% |
| Other Public Works | \$ 415,880 | \$ 470,242 | 13.07% |
| Health & Welfare | \$ 14,018 | \$ - | -100.00% |
| Community/Econ. Development | \$ 51,128 | \$ 31,419 | -38.55% |
| Recreation & Culture | \$ - | \$ 13,608 | N/A |
| Capital Outlay | \$ 108,530 | \$ 322,620 | 197.26% |
| Debt Service | \$ 303,046 | \$ 311,903 | 2.92% |
| Other Expenditures | \$ 238,000 | \$ 2,500 | -98.95% |
| Total Expenditures | \$ 2,776,196 | \$ 2,948,606 | 6.21% |

3. Spending - compared to the prior year



4. Historical trends of individual departments:



Commentary:

For more information on our unit's finances, contact Cheri Parrish, CPFA, Finance Director at (269) 792-2265.