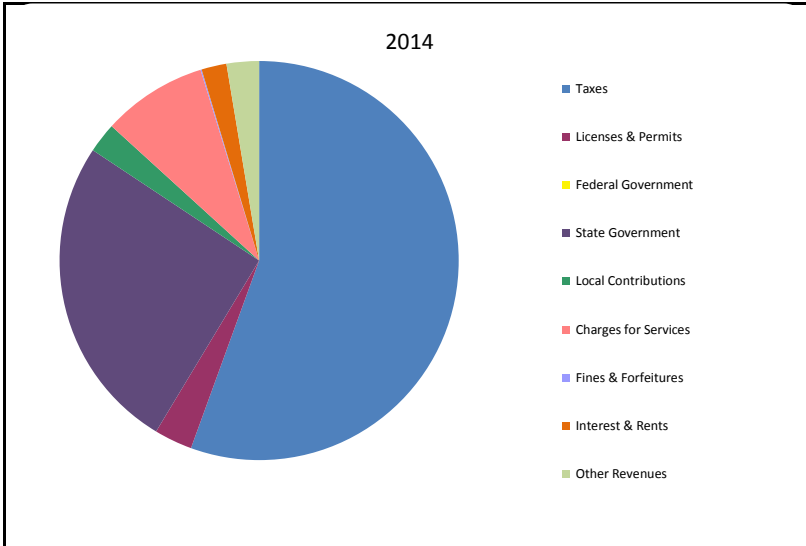


CITIZENS' GUIDE TO LOCAL UNIT FINANCES - Wayland - Allegan

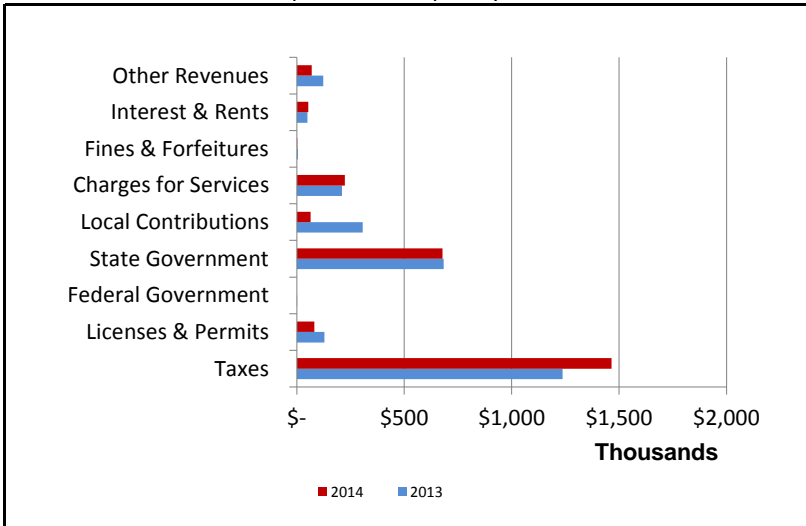
1. Where our money comes from (all governmental funds)



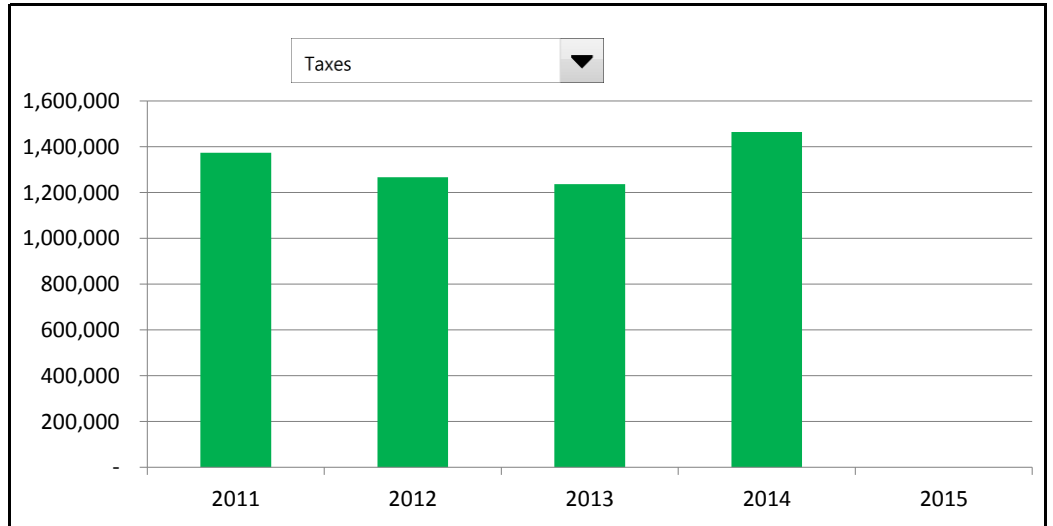
2. Compared to the prior year

	2013	2014	Change
Taxes	\$ 1,236,907	\$ 1,464,328	18.39%
Licenses & Permits	\$ 127,764	\$ 81,307	-36.36%
Federal Government	\$ 696	\$ -	-100.00%
State Government	\$ 682,863	\$ 677,256	-0.82%
Local Contributions	\$ 306,614	\$ 64,120	-79.09%
Charges for Services	\$ 210,291	\$ 223,910	6.48%
Fines & Forfeitures	\$ 4,520	\$ 2,449	-45.82%
Interest & Rents	\$ 48,612	\$ 53,462	9.98%
Other Revenues	\$ 122,175	\$ 69,231	-43.33%
Total Revenues	\$ 2,740,442	\$ 2,636,063	-3.81%

3. Revenue sources - compared to the prior year



4. Historical trends of individual sources



Commentary:

For more information on our unit's finances, contact Cheri Parrish, CPFA, Finance Director at (269) 792-2265.