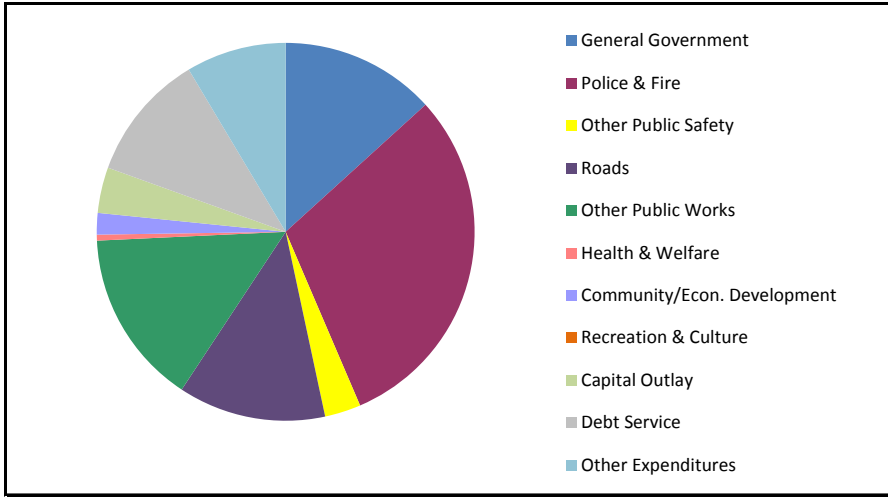


## CITIZENS' GUIDE TO LOCAL UNIT FINANCES - Wayland - Allegan

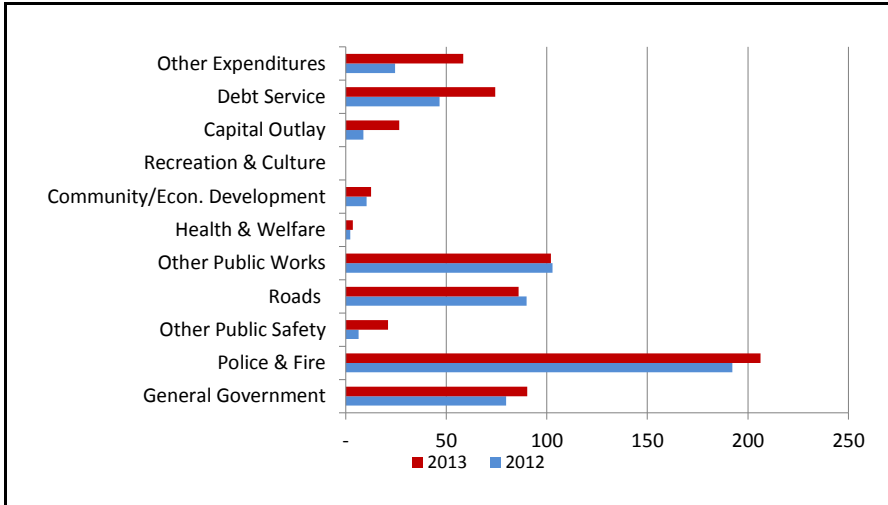
1. Where we spend our money (all governmental funds)



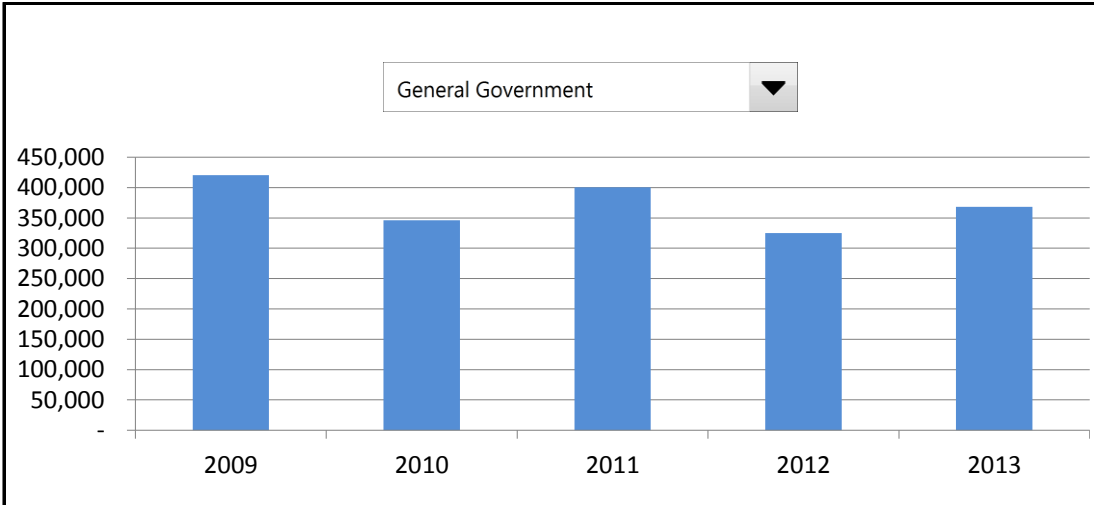
2. Compared to the prior year

	2012	2013	Change
General Government	\$ 324,751	\$ 368,176	13.37%
Police & Fire	783,548	841,026	7.34%
Other Public Safety	25,996	85,789	230.01%
Roads	366,336	350,603	-4.29%
Other Public Works	418,746	415,880	-0.68%
Health & Welfare	9,083	14,018	54.33%
Community/Econ. Development	41,977	51,128	21.80%
Recreation & Culture	-	-	N/A
Capital Outlay	35,832	108,530	202.89%
Debt Service	190,001	303,046	59.50%
Other Expenditures	99,618	238,000	138.91%
<b>Total Expenditures</b>	<b>\$ 2,295,888</b>	<b>\$ 2,776,196</b>	<b>20.92%</b>

3. Spending per capita - compared to the prior year



4. Historical trends of individual departments:



Commentary:

For more information on our unit's finances, contact Cheri Parrish, Finance Director / Treasurer at (269) 792-2265.